

Tiffany's Dance Academy Costa Mesa Recital Survival Packet June 4th, 2011

IMPORTANT – DO NOT LOSE THIS INFORMATION. YOU MUST READ ALL CONTENTS OF THIS PACKET IN ORDER TO SURVIVE THE JUNE CONCERT EXPERIENCE!

When:

- **MANDATORY DRESS REHEARSAL: Friday, June 3rd for dancers in the Big Show.** Note: there is only an in-class dress rehearsal for dancers in Twinkle Babies 2-3, Twinkle Stars 3-4, 4-5 and 5-6 classes.
- **Tiffany's Dance Academy's Concert Schedule:**
 - Twinkle Star Showcase #1 – June 4th 10:00 a.m.
 - Twinkle Star Showcase #2 – June 4th 11:30 a.m.
 - Twinkle Star Showcase #3 – June 4th 1:00 p.m.
 - Big Show #1 - June 4th 3:00 p.m.

*If you are unsure at any time, after reading this entire document, about when, how, where or why; please don't hesitate to ask us. We are here to help you understand the process, as well as ensure that you are properly informed.

Where (for dress rehearsal for Big Show dancers only and performances for everyone): Robert B. Moore Theatre at Orange Coast College, 2701 Fairview Road, Costa Mesa, CA 92626.

Dress Rehearsal Information for Twinkle Babies 2-3 and Twinkle Stars 3-4, 4-5 and 5-6: THERE IS A MANDATORY DRESS REHEARSAL **DURING YOUR REGULAR CLASS** TWO WEEKS PRIOR TO THE SHOW, May 21st – May 27th. This will give the instructor a chance to make sure everyone has their costume, hair and make up done correctly. Arrive at dress rehearsal at your regular class time, dressed and ready to perform. If you are in a Saturday class you will NOT have regular dance class on Saturday, June 4th and your in class dress rehearsal will be on Saturday, May 21st. Be sure to bring your camera!

Dress Rehearsal Information for Big Show Dancers Only:

We work very hard to ensure that the dress rehearsal process is enjoyable and stress-free; however, it is always the most difficult part of the show. For our older dancers, this show may still be the first "rehearsal" experience for many children and parents so there are a few things you can do to prepare yourself.

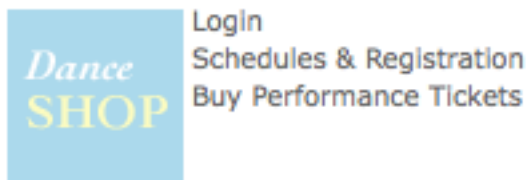
Please read the following to find out what time your dancer needs to be at dress rehearsal. If your child is in only one show, make sure to locate her class day and time to confirm what time to come.

Dancers must arrive 30 minutes prior to their scheduled start time **dressed** and **ready to perform**. With the exception of the first group of the afternoon; we need all dancers to remain in the audience until 10 minutes prior to the time for them to be backstage. This will help alleviate congestion and confusion when groups are changing. If you have more than one dance, come dressed in the first costume that will rehearse. We sometimes run ahead of schedule, so don't be late. Make sure to allow time for traffic to the theater. **There is always traffic.**

You may leave immediately following the completion of your child's rehearsal. Due to time constraints imposed by theater crew, we will not wait for late dancers, and we will not re-run dances if a dancer was missing.

DRESS REHEARSAL AND PICTURE SCHEDULE

To find your dancer's dress rehearsal and picture day times please go to www.tiffanydance.com and login to your Tiffany's Dance Academy account.



Click Login and choose your studio location.

Once you are successfully logged in, scroll to the bottom of the page. Just above Step 5 click the blue hyperlink: "Click here to view events that students are in."

Halle	Henderson	Daddy/Daughter Dance 2010	Daddy/DaughterLivermore Big Show Group A
Halle	Henderson	Daddy/Daughter Dance 2010	Daddy/DaughterLivermore Big Show Group A

[Click here to view events that students are in, and costumes that the students will need for these events](#)

STEP 5 Select any additional items.

This link will take you to a page where you can see each class your dancer is registered in and the events for which that class is scheduled.

Each class has a minimum of three events. Picture Day, Dress Rehearsal and the actual Recital.

NOTE FOR PICTURE DAY AND DRESS REHEARSAL ONLY: The picture and rehearsal times we publish are your "ARRIVAL" time at the venue.

NOTE FOR ACTUAL RECITAL: The start time of actual show is published...not your arrival time at the venue.

Remember to arrive for dress rehearsal dressed and ready to perform. We run on time. Please don't be late. If you have any questions please contact us immediately.

Dress Rehearsal Procedures:

All dancers will be required to check-in at the backstage area or wait in the audience until approximately 10 minutes prior to your "**Approximate On-Stage Start Time**". Parents will sign their child in with the appropriate volunteers at their appropriate dressing area and go sit in the audience. Parents who are not volunteers are not allowed backstage at any time during the dress rehearsal and/or the show. If there is a problem with any child, we will go and notify the parent in the audience. Dancers should come dressed and ready to dance. They should bring one bag with any belongings, all **labeled** with their names. After the dancer dances the parents may come backstage and sign their child out and take them home. They are welcome to videotape and take pictures during the dress rehearsal, although both of those things are prohibited at the show.

The BIG DAY!!! Saturday, June 4th, 2011

For your convenience, special Tiffany's Dance Academy Roses will be available prior to each show.

Twinkle Star Showcase #1: Showtime 10:00 a.m.

- All dancers arrive backstage at 9:30 a.m.
- Showtime 10:00 a.m. – no intermission

Show Procedures for Twinkle Star Showcase #1: Dancers go directly to their dressing area when they arrive at the theater. Dancers wait in the dressing area until it is time to perform. Parents sign them in and go wait in line for the house of the theater to open.

Immediately after the dancers perform they will be escorted to the pick up area by TDA Staff. Parents will come to pick up their dancer at the pick up area. Parent and dancer may return to your seat if you wish, or you may leave the theater if you don't want to watch the rest of the show. If a dancer wants to watch the show, please purchase a discounted dancer ticket for your dancer in order to enter the audience.

Twinkle Star Showcase #2: Showtime 11:30 a.m.

- All dancers arrive backstage at 11:00 a.m.
- Showtime 11:30 a.m. – no intermission

Show Procedures for Twinkle Star Showcase #2: Dancers go directly to their dressing area when they arrive at the theater. Dancers wait in the dressing area until it is time to perform. Parents sign them in and go wait in line for the house of the theater to open.

Immediately after the dancers perform they will be escorted to the pick up area by TDA Staff. Parents will come to pick up their dancer at the pick up area. Parent and dancer may return to your seat if you wish, or you may leave the theater if you don't want to watch the rest of the show. If a dancer wants to watch the show, please purchase a discounted dancer ticket for your dancer in order to enter the audience.

Twinkle Star Showcase #3: Showtime 1:00 pm

- All dancers arrive backstage at 12:30 p.m.
- Showtime 1:00 – No Intermission

Show Procedures for Twinkle Star Showcase #3: Dancers go directly to their dressing area when they arrive at the theater. Dancers wait in the dressing area until it is time to perform. Parents sign them in and go wait in line for the house of the theater to open.

Immediately after the dancers perform they will be escorted to the pick up area by TDA Staff. Parents will come to pick up their dancer at the pick up area. Parent and dancer may return to your seat if you wish, or you may leave the theater if you don't want to watch the rest of the show. If a dancer wants to watch the show, please purchase a discounted dancer ticket for your dancer in order to enter the audience.

Big Show: Showtime 3:00 p.m.

- All dancers arrive backstage at 2:00 p.m.
- Showtime 3:00 p.m. – no intermission

Show Procedures for Big Show: Dancers go directly to their dressing area when they arrive at the theater. Dancers wait in the dressing area until it is time to perform. Parents sign them in and go wait in line for the house of the theater to open. After the dancers perform they will go directly back to their dressing area and wait until the finale of the show. All dancers will go onstage again for the finale.

The Grand Finale – “Celebration!”

This year all dancers in the Big Show are invited to perform in the closing number “Celebration!”. Dancers will learn the closing choreography in their regular weekly dance class. The closing number is the very last dance in the June Concert and all dancers participating must stay backstage until the end of the show regardless of where their “class” dance performs. All dancers participating must do the following:

1. Remain backstage until the very end of the concert

2. Be present for the dress rehearsal run of "Celebration" on the dress rehearsal night. See time on the Dress Rehearsal schedule.

No extra costume, etc. is required to participate in the finale.

Frequently Asked Questions and General Rules:

1. **Who supervises my child backstage?** All classes of dancers ages 8 and under shall be supervised by an adult parent or teacher volunteers during the entire run of the show. The volunteers are responsible for all dancers while they are backstage. All parents must sign their child in and out of the backstage area, where they will remain throughout the entire show.
2. **What does my child do backstage?** A closed circuit television is located in the dancers dressing area, so that they can watch the show as it is happening. Dancers will only leave their dressing area to go on-stage. They will come directly back to their dressing area after they perform.
3. **Does my dancer need to stay for the entire show?** There are two answers to this question. One for Twinkle Babies and Twinkle Stars dancers and one that applies to all other dancers:

Twinkle Babies & Twinkle Stars 3-4, 4-5 and 5-6: After the dancers perform they will be escorted back to their dressing room. Parents will come to pick up their dancer at the same location where they dropped them off. Parent and Dancer may return to your seat if you wish, or you may leave the theater if you don't want to watch the rest of the show. If a dancer wants to watch the show, please purchase a discounted dancer ticket for your dancer in order to enter the audience.

All Dancers in the Big Show: For security purposes, we recommend that all dancers stay backstage until the very end of the show. All dancers will go back on-stage for the finale of the show, where they will take one final bow

4. **Where do I pick up my child?**
 - **Twinkle Babies & Twinkle Stars 3-4, 4-5 & 5-6 Classes:** Pick your dancer at the same location where you dropped them off immediately after their dance

performance.

- **All Big Show Dancers** You will pick up your dancer where you dropped them off – backstage. Please do not attempt to pick your child up from the stage area. *Please do not come back stage before the end of the show, as it is disruptive when audience members leave in the middle of an act.* If you would like to see a list of parent volunteers, they are located on the bulletin board in the studio. Following the finale, all dancers can be signed-out at the same location where you signed them in.
 - **Special Rule:** As a request from the backstage volunteers, only one parent may enter the dressing area to drop-off or pick-up their child. No extended family or friends in the dressing area. This is in order to avoid too many people in one place, so that we can best supervise the dancers.
5. No food or drinks inside theater or stage area.
 6. No running or playing inside any areas of the theater.
 7. For the safety of the performers, NO personal video cameras or flash photography during the performances. You may take pictures and video at dress rehearsal!
 8. No flash photography.
 9. Out of respect for the performers, please refrain from entering or exiting the theater during a performance.
 10. **Absolutely no dancers in costumes or tap shoes allowed in the audience during the shows.**
 11. If your dancer is in the big show and they want to take part in the finale at the end of the show, they may not sit in the audience at anytime during the show.
 12. Only certified volunteers may be backstage during the performances and dress rehearsal.
 13. All dancers can be signed out after the finale in the “Dressing Area” only. Please do not try to pick them up from onstage to avoid mass chaos!

Professional Recital Video and Professional Action Photos: We at TDA understand *precisely* how important it is for each family to preserve their dancer's recital memories via video and still photos. We do not allow video cameras or personal cameras into the theater during the actual performance for the following reasons:

1) To protect the privacy of our dancers from people who post pictures and videos on the Internet. (Video clips of each dance are available on TDA's private Fan Network site. This is a subscription-based site that allows us to monitor who is watching the videos.)

2) Flashes from cameras are distracting and dangerous to the dancers on stage. Remember, dancers are staring into a dark space and flashes from the audience can temporarily blind them resulting in collisions on stage and or falling off the front of the stage. This is not an issue at dress rehearsal because the house lights are on while they are performing.

3) People taking video or shooting pictures of their child on stage block the view of and distract audience members seated behind and to the sides.

4) A video taken from the audience with a non-professional camera rarely turns out to look very good due to the challenging lighting, shakiness, and heads of audience members that block the view of the camera.

No personal video cameras are allowed at the shows; however, they **are** allowed at the dress rehearsal. Each Big Show performance is professionally photographed, videotaped and edited with high end equipment. Our professional photographers and videographers do a wonderful job and are highly experienced in shooting and filming dance performances at conventions, competitions, and recitals. They produce excellent quality high definition videos.

Note: TDA does not prohibit video cameras and cameras so that we can earn extra money selling videotapes and pictures. In fact, after expenses there really isn't much left over. We prohibit these items exclusively for the reasons listed above and since we prohibit them, we have provided a solution for each dancer's family to preserve their memories on video or still photos. You may order a video at CostumeManager.com. They are truly precious keepsakes for the years to come.

Picture Day: May 21st

To find your picture times please see the instructions on page 2 under **DRESS REHEARSAL AND PICTURE SCHEDULE**. Arrive no more than 10 minutes before and no less than five minutes before your group's photo time. All dancers need to have full hair and make-up. Pictures are optional, but even if you don't purchase a package we would like you to be there to be in your class picture that will be displayed on the studio walls for years to come.








Picture order forms will be handed out in class and available in the office 2 weeks prior to picture days. Try to have your packet completed before you arrive for your picture time to help reduce the chaos! All payments are due in full at the time of the group picture. Credit cards and checks are accepted. Have dancers "picture" ready (costume, hair, make-up perfect) when they arrive. **There will be NO room to dress or do hair and make-up.

Pictures will be available to pick up at your home studio when classes resume on July 11th.

Dancers without a costume may not participate in the group photo for their class. Dancers who are not participating in the recital or have a late order costume may arrive at any time and take an individual picture in their dance class attire (or whatever attire they desire).

Do not take photographs or snapshots of dancers in photo shoot rooms or areas.

Directions to Robert B. Moore Theatre from Tiffany's Dance Academy of Costa Mesa:

1. Head **northwest** on **E 17th St** toward **Tustin Ave**  0.6 mi
2. Slight **right** to stay on **E 17th St**  0.1 mi
3. Turn **right** at **CA-55 N/Newport Blvd**  0.9 mi
Continue to follow CA-55 N
4. Take exit **3** toward **22nd St/Victoria St**  0.3 mi
5. Merge onto **Newport Blvd**  0.1 mi
6. Slight **left** at **Fairview Rd**  1.5 mi
7. Make a **U-turn** at **Monitor Way**  0.1 mi
Destination will be on the right

 2701 Fairview Rd
Costa Mesa, CA 92626 