

Tiffany's Dance Academy

The Big Show Concert Survival Packet

June 10th and 11th, 2011

IMPORTANT – DO NOT LOSE THIS INFORMATION. YOU MUST READ ALL CONTENTS OF THIS PACKET IN ORDER TO SURVIVE THE JUNE CONCERT EXPERIENCE!

When:

- MANDATORY DRESS REHEARSALS:
 - San Ramon Students – Monday June 6th
 - Pleasanton and Livermore Students – Tuesday June 7th
 - SSF Students – Wednesday, June 8th
- BIG SHOWS:
 - South San Francisco – Friday, June 10th – 7 p.m.
 - Pleasanton - Saturday, June 11th – 10 a.m.
 - Livermore - Saturday, June 11th – 1:30 p.m.
 - San Ramon – Saturday, June 11th – 5 p.m. and 7:15 p.m.

Where: Chabot Community College/Performing Arts Center – 25555 Hesperian Blvd, Hayward, CA

*If you are unsure at any time, after reading this entire document, about when, how, where or why; please don't hesitate to ask us. We are here to help you understand the process, as well as ensure that you are properly informed.

Parking Rates are in effect on Monday, Tuesday and Wednesday for the dress rehearsals and Friday and Saturday during the actual shows. They are diligent about enforcement!

Dress Rehearsal Info:

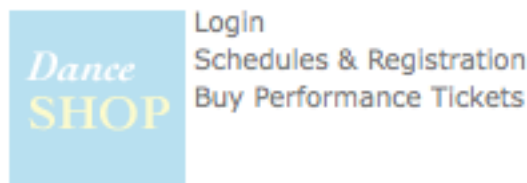
THE DRESS REHEARSAL IS MANDATORY. DANCERS UNABLE TO ATTEND THE DRESS REHEARSAL MAY NOT PERFORM IN THE RECITAL. We work very hard to ensure that the dress rehearsal process is enjoyable and stress-free; however, it is always the most difficult part of the show. While we have given dancers ages 2-5 their own show, the Big Show may still be the first "rehearsal" experience for many children and parents so there are a few things you can do to prepare yourself.

IMPORTANT: Dancers must arrive 30 minutes prior to their scheduled start time **dressed** and **ready to perform**. With the exception of the first group of the afternoon; we need all dancers to remain in the audience until 5 minutes prior to the time for them to be backstage. This will help alleviate congestion and confusion when groups are changing. If you have more than one dance, come dressed in the first costume that will dance. We sometimes run ahead of schedule, so don't be late. Make sure to allow time for afternoon traffic to Hayward. **There is always traffic.**

You may leave the dress rehearsal immediately following the completion of your child's rehearsal. Due to time constraints imposed by theater crew, we are not able to wait for late dancers, and we can not re-run dances if a dancer was missing.

DRESS REHEARSAL AND PICTURE SCHEDULE

To find your dancer's dress rehearsal and picture day times please go to www.tiffanydance.com and login to your Tiffany's Dance Academy account.



Click Login and choose your studio location.

Once you are successfully logged in, scroll to the bottom of the page. Just above Step 5 click the blue hyperlink: "Click here to view events that students are in."

Halle	Henderson	Daddy/Daughter Dance 2010	Daddy/DaughterLivermore Big Show Group A
Halle	Henderson	Daddy/Daughter Dance 2010	Daddy/DaughterLivermore Big Show Group A

[Click here to view events that students are in, and costumes that the students will need for these events](#)

5 Select any additional items.

This link will take you to a page where you can see each class your dancer is registered in and the events for which that class is scheduled.

Each class has a minimum of three events. Picture Day, Dress Rehearsal and the actual Recital.

NOTE FOR PICTURE DAY AND DRESS REHEARSAL ONLY: The picture and rehearsal times we publish are your "ARRIVAL" time at the venue.

NOTE FOR ACTUAL RECITAL: The start time of actual show is published...not your arrival time at the venue.

Remember to arrive for dress rehearsal dressed and ready to perform. We run on time. Please don't be late. If you have any questions please contact us immediately.

Dress Rehearsal Procedures

All dancers are required to check-in at their designated meeting space. There are two meeting areas: the "House" which is the audience, or "Backstage". TDA staff will be present to direct you. Parents – drop your dancer(s) off with the TDA Staff Member at their appropriate meeting area and then go sit in the audience. If your meeting area is the "House" please note that there are no changing areas...you must come dressed in your costume. Parents who are not volunteers are not allowed backstage (except if the dancer is in more than one dance and requires assistance changing costumes) at any time during the dress rehearsal and/or the show. If there is a problem with any child, we will notify the parent in the audience. Dancers should come dressed and ready to dance. If they have more than one dance and need to change costumes, they should bring one bag with any belongings, all **labeled** with their name. After the dancer dances the parents will go to their meeting space (drop off area), pick up their dancer and take them home.

Photography and videotaping are NOT allowed at the actual show, but these activities are allowed and encouraged during the dress rehearsal. Cameras and video cameras are not allowed into the theater during the actual show. There is more information regarding this topic on page 6.

The Big Days!!

Friday, June 10th, 2011

South San Francisco Big Show Showtime 7 p.m.

- Due to time constraints all dancers who are in only one dance must be fully dressed with hair, make-up, costume when dropped off...the backstage area is not a dressing area, rather a "holding" area.
 - All dancers arrive through the stage right backstage door at 6 p.m.
 - Showtime 7 p.m. – 8 p.m. – One 20 minute intermission
 - For your convenience, hot food, drinks, snacks and special Tiffany's Dance Academy Roses will be available prior to each show and during intermission.
-

Saturday, June 11th, 2011

Morning Show (Pleasanton dancers): Showtime 10:00 a.m.

- Due to time constraints all dancers who are in only one dance must be fully dressed with hair, make-up, costume when dropped off...the backstage area is not a dressing area, rather a "holding" area.
 - All dancers arrive through the stage right backstage door at 8:45 a.m.
 - Showtime 10:00 a.m – 12:00 Noon – One 20 minute intermission
 - For your convenience, hot food, drinks, snacks and special Tiffany's Dance Academy Roses will be available prior to each show and during intermission.
-

Matinee Show (Livermore Dancers): Showtime 1:30 p.m.

- Due to time constraints all dancers who are in only one dance must be fully dressed with hair, make-up, costume when dropped off...the backstage area is not a dressing area, rather a "holding" area.
 - All dancers arrive through the stage right backstage door at 12:30 p.m.

- Showtime 1:30 p.m. – 3:30 p.m. – One 20 minute intermission
 - For your convenience, hot food, drinks, snacks and special Tiffany's Dance Academy Roses will be available prior to each show and during intermission.
-

Afternoon Show (San Ramon Dancers): Showtime 5 pm

- Due to time constraints all dancers who are in only one dance must be fully dressed with hair, make-up, costume when dropped off...the backstage area is not a dressing area, rather a "holding" area.
 - All dancers arrive through the stage right backstage door at 4:00 p.m.
 - Showtime 5 p.m. – 6:30 p.m. – One 20 minute intermission
 - For your convenience, hot food, drinks, snacks and special Tiffany's Dance Academy Roses will be available prior to each show and during intermission.
-

Evening Show (San Ramon Dancers): Showtime 7:15 pm

- Due to time constraints all dancers who are in only one dance must be fully dressed with hair, make-up, costume when dropped off...the backstage area is not a dressing area, rather a "holding" area.
 - All dancers arrive through the stage right backstage door at 6:30 p.m.
 - Showtime 7:15 p.m. – 9 p.m. – No intermission
 - For your convenience, hot food, drinks, snacks and special Tiffany's Dance Academy Roses will be available prior to each show and during intermission.
-

Show Procedures

Dancers go directly to their dressing area when they arrive at the theater. Dancers wait in the dressing area until it is time to perform. Parents sign them in and go wait in line for the house of the theater to open. After the dancers perform they will come directly back to their dressing area and wait until the finale of the show. All dancers will go onstage again for the finale.

The Grand Finale – Celebration

This year all dancers in the Big Show are invited to perform in the closing number "Celebration." Dancers will learn the closing number choreography in their regular weekly dance class. The closing number is the very last dance in the June Concert and all dancers participating must stay backstage until the end of the show regardless of where their "class" dance performs. All dancers participating must do the following:

1. Remain backstage until the very end of the concert
2. Be present for the dress rehearsal run of "We are Family" on the dress rehearsal night. See time on the Dress Rehearsal schedule.

No extra costume, etc. is required. Please register to participate in the closing number "Celebration" by May 1st, 2011.

Frequently Asked Questions and General Rules:

1. **Who supervises my child backstage?** All classes of dancers ages 8 and under are supervised by an adult parent volunteer or teacher during the entire run of the show. The volunteers are responsible for all dancers while they are backstage. All parents must sign their child in and out of the backstage area, where they will remain throughout the entire show.
2. **What does my child do backstage?** A closed circuit television is located in the dancers dressing area, so that they can watch the show as it is happening. Dancers will only leave their dressing area to go on-stage. They will come directly back to their dressing area after they perform.
3. **Does my dancer need to stay for the entire show?** All dancers will go back on-stage for the finale of the show, where they will perform a dance to *We are Family* and take one final bow.
4. **Where do I pick up my child?** Please do not pick your child up from the stage area. If you choose to leave before the finale, you may sign your child out at intermission ONLY. Please do not come back stage before this time, as it is disruptive when audience members leave in the middle of an act. Please let your parent volunteers know if you will be signing your child out at intermission. If you would like to see a list of parent volunteers, they are posted in each studio. Following the finale, all dancers may be signed-out from the backstage area. *Special Rule: As a request from the backstage volunteers, only one parent may enter the dressing area to drop-off or pick-up their child. No extended family or friends in the dressing area. This is in order to avoid too many people in one place, so that we can best supervise the dancers.

5. No food or drinks inside the theater or stage area.
6. No running or playing inside any areas of the theater.
7. For the safety of the performers, NO personal video cameras or flash photography during the performances. You may take pictures and video at dress rehearsal! A professional photographer will take action photos during the performance. He does an outstanding job and the photos are available for viewing and purchase via a high-tech website. His equipment is top-notch and he shoots dancers for a living...so his photos are superb.
8. No flash photography.
9. Out of respect for the performers, please refrain from entering or exiting the theater during Act 1 or Act 2. There will be a 20-minute intermission between Act 1 and Act 2.
10. **Absolutely no dancers in costumes or tap shoes allowed in the audience during the shows.** If you choose to purchase a ticket for your child, you must change them out of their costume before entering the theater.
11. Dancers may not be signed out of the dressing area until intermission. No exceptions.
12. If the dancer wants to take part in the finale at the end of the show, they may not sit in the audience at anytime during the show.
13. Only certified volunteers may be backstage during the performances and dress rehearsal.
14. All dancers can be signed out after the finale. Please do not try to pick them up from onstage, to avoid mass chaos!

Professional Recital Video and Professional Action Photos: We at TDA understand *precisely* how important it is for each family to preserve their dancer's recital memories via video and still photos. We do not allow video cameras or personal cameras into the theater during the actual performance for the following reasons:

- 1) To protect the privacy of our dancers from people who post pictures and videos on the Internet. (Video clips of each dance are available on TDA's private Fan Network site. This is a subscription-based site that allows us to monitor who is watching the videos.)

2) Flashes from cameras are distracting and dangerous to the dancers on stage. Remember, dancers are staring into a dark space and flashes from the audience can temporarily blind them resulting in collisions on stage and or falling off the front of the stage. This is not an issue at dress rehearsal because the house lights are on while they are performing.

3) People taking video or shooting pictures of their child on stage block the view of and distract audience members seated behind and to the sides.

4) A video taken from the audience with a non-professional camera rarely turns out to look very good due to the challenging lighting, shakiness, and heads of audience members that block the view of the camera.

No personal video cameras are allowed at the shows; however, they **are** allowed at the dress rehearsal. Each Big Show performance is professionally photographed, videotaped and edited with high end equipment. Our professional photographers and videographers do a wonderful job and are highly experienced in shooting and filming dance performances at conventions, competitions, and recitals. They produce excellent quality high definition videos.

Note: TDA does not prohibit video cameras and cameras so that we can earn extra money selling videotapes and pictures. In fact, after expenses there really isn't much left over. We prohibit these items exclusively for the reasons listed above and since we prohibit them, we have provided a solution for each dancer's family to preserve their memories on video or still photos. You may order a video at CostumeManager.com. They are truly precious keepsakes for the years to come.

Picture Days

- Livermore Picture Day – May 21st
- Pleasanton Picture Days – May 21st and 22nd
- San Ramon Picture Days - June 4th and 5th
- South San Francisco Picture Day – June 5th

To find your picture times please see the instructions on page 2 under **DRESS REHEARSAL AND PICTURE SCHEDULE**. Arrive no more than 10 minutes before and no less than five minutes before your group's photo time. All dancers wear full costume, shoes, hair and makeup (check your class list on CostumeManager.com for makeup instructions). Purchasing pictures is optional, but even if you don't purchase a package we would like you to be in your class picture. Anyone who can't make it to their group picture may drop-in at their convenience at any of our studios during their picture day to have their individual photo taken.

Picture order forms will be handed out in class and available in the office 2 weeks prior to picture days. Try to have your packet completed before you arrive for your picture time to help reduce the chaos! Each group picture requires a separate envelope. All payments are due in full at the time of the group picture. Memory Makers accepts credit cards and checks. Have dancers "picture" ready (costume, hair, make-up perfect) when they arrive. **There will be NO room to dress or do hair and make-up.











Pictures will be available to pick up at your home studio when classes resume on July 11th.

Dancers without a costume may not participate in the group photo for their class. Dancers who are not participating in the recital or have a late order costume may arrive at any time and take an individual picture in their dance class attire (or whatever attire they desire). "Buddy Pictures" are also available – they require a separate envelope.

Memory Makers is staffed with 10-15 experienced dancers and photographer assistants to help pose dancers.

Parents – refrain from entering the photo shoot areas and rooms while your child is being photographed. **Do not take photographs or snapshots of dancers in photo shoot rooms or areas.**

Directions: To the Chabot Performing Arts Center from Tiffany's Dance Academy in Livermore...

- | | | |
|---|---|------------|
| 1. | Start out going West on EAST AVE toward HILLCREST AVE. | 0.9 miles |
|  | 2. Turn SLIGHT RIGHT onto S LIVERMORE AVE/CR-J2 W. Continue to follow S LIVERMORE AVE. | 1.6 miles |
|  | 3. Merge onto I-580 W via the ramp- on the left- toward OAKLAND. | 17.9 miles |
|  | 4. Take I-238 N toward I-880. | 1.8 miles |
|  | 5. Merge onto I-880 S toward SAN JOSE/SAN MATEO BR. | 4.0 miles |
|  | 6. Merge onto CA-92 W toward SAN MATEO BR. | 0.6 miles |
|  | 7. Take the HESPERIAN BOULEVARD exit. | <0.1 miles |
|  | 8. Take the HESPERIAN BLVD NORTH ramp. | 0.1 miles |
|  | 9. Merge onto HESPERIAN BLVD. | 0.1 miles |
|  | 10. Turn LEFT on DEPOT ROAD. Second driveway on Depot road - take a right into the parking lot. | <0.1 miles |
|  | End at 25555 Hesperian Blvd, Hayward, CA 94545-2447 US | |